

President's Message

Keeping Your Spirits Up

by Maureen Christensen



Do you ever feel that you are alone in doing the work of PTA? Do you feel that no one else cares or follows through? PTA, like any other service work, can feel lonely at times. Everyone has moments when they feel discouraged or let down. There will be moments when people tell you "you can't." When this happens you have a chance to show people that "you can." There are things that you can do to lift your spirits and hopefully increase the parent participation at your school.

1. Be positive: When faced with setbacks and challenges we are always being told to "stay positive." It is hard to hear that when our brains are programmed to see and assess threats. A great way to stay positive is to focus on the positive things. Look at the good that you are doing. Look at the positive things that are happening at your school. Also, express gratitude to those that are doing anything to help kids at your school. When you express gratitude it also lifts you up.

2. Never give up: Be realistic but never give up. Author Mary Ann Radmacher said, "Courage doesn't always roar, sometimes it's the quiet voice at the end of the day whispering 'I will try again tomorrow.'" So, if it didn't work out well today just look towards tomorrow.

3. Small things help: Even small acts help to make

the world a better place. Remember those honeybees. They only contribute a mere one-twelfth of a teaspoon of honey to the hive over their lifetime. But think what the world would be like without honey.

4. Look for and use support systems: Remember this. You are never alone in your PTA work. Look to your support systems. Attend your council meetings. There you will find like-minded individuals who have similar goals as you. Your council president and officers can lift you up in the work you are doing. Fourth District is also here to help! We can train, teach and encourage you! And if you need someone to just listen...call!

5. Network: The California State PTA convention is a great place to meet people who are looking to do good for kids. It will be held locally this year in Los Angeles on May 7-10. Thursday, May 8 is a free day to attend the convention exhibits from noon to 6:30 pm. Come and mingle with PTA leaders from all over the state. It will boost your spirits to see so many others who are working for kids.

Remember... You are not alone! There are others who care about kids. Sometimes they do things a little differently than you, but they do care.

Look around and appreciate what they do. And don't give up! We are always here to help!

Maureen

Sweeten the World



One Drop at a Time

Fourth District PTA®

everychild.onevoice.®

*Artículos en español
 paginas 11 y 13*

Inside This Issue

Idea for Illustrating PTA's Impact	2
Membership Award Standing Rules	3
Convention Dinner	4
Creativity	5
Dues Increase Communications	6
Fourth District PTA's Hundredth Birthday	7
Reflections	8
Spring Workshops	9-10
Artículos en español	11-13
Advocacy Roundtable Arts Showcase	Back



Idea from a PTA Unit

Try this Visual Representation of PTA Programs

By: Orange Community Council PTA President Diana Flores

As we all know PTA is one big family that works together for the benefit of all: our children, our schools and our communities. As in any big family the brain power is spread across all the members, and good ideas for the success of the family come from any and all of its members. With that in mind, I would like to share a clever idea conceived and successfully implemented by Amanda Keays of Linda Vista Elementary School in Orange.

The concept is implemented by utilizing two clear plastic or glass containers. The first contains balls of different colors and/or sizes representing the school's resources provided by normal funding, i.e. federal, state, etc.

The second container has in it all the balls that the first container has, but in addition, it contains smaller balls, again different sizes and/or colors, labeled with the names of the programs and activities their local PTA provides. The more current activities that PTA provides, the more balls the container has.

This "two-container model" can now be used to ask such questions as: Which container is fuller and therefore of greater value to the school, students and community? What makes the difference?

The idea is to visually convey two messages to member and non-members of PTA. First, it shows what the

school's resources are without PTA involvement. Then, it shows how these resources are enhanced by PTA's participation.

Additionally, and just as important, it is used as a tool for recruiting new members. The visual presentation using the model practically eliminates lengthy, sometimes defensive/confusing explanations to questions such as: "What happens to the money people pay to be members?" or "Why are you always having fundraising events?" or "Doesn't the government pay for the education of my child?" With this simple model you can answer these and perhaps many other questions.

Not only is the concept ingenious, but the way in which it was presented to the school community was also quite clever. At their back to school night meeting, they gave information to the attending parents about what PTA is all about in a play-like manner. They enlisted students to participate in the presentation, each depositing a ball in the second container as the school's PTA representative spoke to the audience about the important contributions PTA makes and why it is important to become a PTA member.

After the meeting, the two containers became a permanent display in the school's office where it can be viewed by any visitor entering the school and is used to answer any questions prospective members may have.



Fourth District PTA

President

Maureen Christensen

Vice President, Communications

Kathleen Fay

Orange Leaves Editor

Celia Jaffe

Orange Leaves Distribution

Christie Parker

Orange Leaves is published
nine times per year.

©2014, Fourth District, Orange County, California Congress of Parents, Teachers and Students, Inc. Contents may be reproduced for private, non-commercial, PTA use only, provided credit is given to: "*Orange Leaves*, Fourth District PTA, CCPTS."

Fourth District PTA comprises 20 councils in Orange & Los Angeles Counties with over 400 unit PTAs.

Office Location

1520 Brookhollow Dr., #40
Santa Ana, California 92705-5449

Office Hours

Monday through Thursday
9:30 a.m. to 2:00 p.m.
*Closed Fridays and all
school holidays.*

Administrative Assistant

Deanna Seanoa

Data Administrator

Leticia Keeling

Office phone number

714-241-0495

FAX number

714-241-0497

Línea telefónica en español

714-540-1575

Email address

fourthdistrictpta@sbcglobal.net

Website

www.fourthdistrictpta.org

New Membership Contest from National PTA: "Get 14 in '14 and Win \$1000"

By Fourth District PTA VP for Membership Lisa Boler

Jump start your winter-spring membership campaign with National PTA's **Get 14 in '14 and Win \$1000** contest.

All units who increase membership by 14 members between February 1st and May 31st will qualify for the drawing held at National PTA's convention in Austin, Texas in June 2014. For every 14 new members, you will be automatically entered

14 new members... 1 entry
28 new members... 2 entries.....
Limit 10 entries per PTA.

At National PTA convention, 14 local PTAs will be selected to win \$1,000. You do not need to be present at the drawing to win.

To qualify, membership per capita must be submitted through channels and received in the California State PTA office by May 31.

Information regarding the new National PTA award is now on the website at: <http://www.capta.org/sections/membership/awards.cfm>

Keep up the good work!



Standing Committees in the Standing Rules

By Fourth District PTA Parliamentarian Erin Jenks

Standing rules outline the procedures of the organization that are not included in the bylaws. These standing rules cannot conflict with the bylaws.

- Bylaws state when the meetings of the association and executive board are held. (*third Thursday of every month*)
- Standing rules tell where and what time these meetings are held. (*Meetings to be held in the teacher's lounge at 7:00 pm.*)
- Bylaws give the primary responsibilities of the officers and chairman.
- Standing rules give the specifics. (*Treasurer shall provide a cash box with \$25.00 in change for each event.*)
- The bylaws state that the first vice president is in charge of programs...
- Standing rules would list chairmen under the first vp (*T-shirt chairman, family fun night, parent education, etc*)

Standing rules can also list PTA-owned equipment, who is responsible for those items and where they are kept. Other items of business possibly mentioned in standing rules are who is in charge of the outgoing president's pin and its inscription.

To summarize, bylaws and standing rules provide order and direction and govern the business of the organization.

If you have any questions, you can always refer to your unit bylaws, your unit or council parliamentarian and the *California State PTA Toolkit* found online at www.capta.org.

FOURTH DISTRICT PTA CALENDAR

April

- 4 Advocacy Roundtable**
9:30 am, Orange County Dept of Education, Bldg D; 200 Kalmus Drive, Costa Mesa
- 15 Last day of lower, early bird registration fees for convention**
- 17 District Board Meeting**
9:30 am Council Presidents
10:30 am District Board
Orange County Dept of Education, Bldg D; 200 Kalmus Drive, Costa Mesa
- 29 Segerstrom Arts Teach Annual Showcase**
9:00 am—1:15 pm
Segerstrom Center for the Arts
600 Town Center Drive, CM

May

- 1 PTA Historian Reports Due--**
Council report, including compiled unit hours, due to 4th District
- 7-10 California State PTA Convention**
Los Angeles Convention Center
- 14 Spring PTA Workshops, Day 1**
See flier in this issue
National University, 3390 Harbor Blvd, Costa Mesa
- 20 Spring PTA Workshops, Day 2**
See flier in this issue
National University, 3390 Harbor Blvd, Costa Mesa
- 22 Executive Committee Meeting**
District Office 9:30 am
- 26 Office closed for Memorial Day**

June

- 5 Association Meeting & End of Year Luncheon**
9:30 a.m. - CP Roundtable
10:30 a.m. - General Meeting
Noon - Luncheon

Fourth District PTA has a wonderful website. Visit us at

www.fourthdistrictpta.org



Fourth District PTA Convention Dinner "Starlit Night"

Come join Fourth District PTA as we
"Brighten Up the Stars" at Border Grill

Place: Border Grill, 445 S. Figueroa Street, LA

Date: Thursday, May 8, 2014

Time: 7:15 check-in; 7:30 – 9:30 dinner

Cost: \$45 (non refundable)

Tickets can be purchased in either of two ways:

1. During the online State PTA Convention registration process at www.capta.org
2. Directly from Fourth District PTA using the form below.

Deadline: Monday, April 28, 2014



Attendee(s) Name: _____

Unit/School: _____ Council: _____

Confirmation email address: _____

Cost: \$45 per person

Check payable to "Fourth District PTA"
Send completed form and check to:
Fourth District PTA, Convention Dinner
1520 Brookhollow Drive, #40
Santa Ana, CA 92705

Questions? Call the office at 714-241-0495
Or email Judi Kusumoto at
conv-dinner@fourthdistrictpta.org

Chefs and co-owners of Border Grill, Mary Sue Milliken and Susan Feniger also known as the "Too Hot Tamales" will autograph and personalize their current cookbook *Mesa Mexicana*.

Special Offer: Personalized Cookbook *Mesa Mexicana*

Cost: \$24.00 (includes tax)


Qty: _____

Total Cost: \$_____ (Check payable to "Fourth District PTA")

Personalized to: _____

Deadline to Order: Monday, April 14, 2014

Great gift! Personalization only through Fourth District orders.



How can I be more creative?

College and Career Readiness Standards place a high value on creativity. Here are some strategies to help you and your children nurture creativity.

By Fourth District PTA Cultural Arts Committee Member Shanin Ziemer

A primary goal of the new Common Core Standards is to produce students who are college and career ready. To accomplish this goal, students need to be able to work creatively. In a 2010 survey of more than 1,500 chief executive officers from more than 33 industries worldwide, creativity was selected as the most crucial factor for future success. But what can you do to become more creative, or help your student be more creative?

Have you ever wondered what makes a person creative? Creativity isn't just something you're born with. It is a skill that can be learned, practiced and developed. Our students' creativity is improved when they are exposed to a complete, high quality curriculum that includes the arts. But what else can you do? Below are some things highly creative people do that you can incorporate into your life to help increase your creative capacity.

1) Take time for solitude and daydream. You need downtime alone to allow yourself to daydream and let your mind wander. Don't overschedule yourself or your student. Leave time open for reflection. When you daydream, your brain uses the same processes associated with imagination and creativity which can lead to sudden connections and insights.

2) Observe everything and people watch. Notice the world around you and pay attention to small details.



Be an observer of human nature. You never know what might inspire you to new ideas. How often have you had an interesting idea, only to later grasp to remember specifics?

Try keeping a note-

book of your observations and thoughts so that you don't forget your inspirations.

3) Work the hours that work best for you. We all know night owls and morning people. Creative people often figure out when their minds are the most fired up and try to work during those times. You can work with your students (and allow yourself) to find the best times to be creative. Perhaps it's the hour before bed, or maybe it's right after they get home from school. Find what works best in your life.

4) Take risks and 'fail up'. Creativity is the act of making something from nothing. Be resilient and willing to try and fail, and try and fail again. Don't take fail-

ure personally, keep trying until you find something that works. Find the silver lining in disappointing events. Turn obstacles around and use the opportunity to learn from mistakes and see new possibilities and new perspectives.

5) Seek out new experiences. Be open to new and diverse experiences and encourage curiosity. Be willing to shake things up.

6) Ask the big questions. Maintain a sense of curiosity about life.

7) View all of life as an opportunity for self-expression. View your life and the world as a work of art, and take the opportunity to express your uniqueness.

8) Follow your true passion. Creative people tend to act from an internal desire rather than a desire for external reward or recognition. Try to find intrinsic motivation, personal reward, and satisfaction in what you do instead of looking for outside validation.



9) Let yourself lose track of time. When you are working on something that you enjoy and are passionate about, you can 'get in the zone' and lose track of time. You become unaware of distractions and are able to effortlessly concentrate and be hyper-productive.

10) See someone else's perspective. Try to imagine what someone else is thinking. Approach a problem from a different perspective by imagining how another person might see it and think about it. Try to see something as unfamiliar and look at it with fresh new eyes.

11) Connect the dots. Highly creative people see possibility where others don't and have vision. They connect experiences that others might not and synthesize new things. Connect experiences in your life in new creative ways.

12) Surround yourself with beauty. Listen to beautiful music, decorate your house with beautiful art, or create a beautiful garden. Seek out beauty in the everyday world.

Inspired by numerous articles including "18 Things Highly Creative People Do Differently" by Carolyn Gregoire, *Huffington Post*, March 4, 2014.



It's been 18 years....

THEN...



Since the Last Dues Increase by CAPTA

From the CAPTA Dues Committee

A lot has happened in the past 18 years. Remember those cute little Olsen twins that we watched on the television show, *Full House*, in 1996? A whole lifetime has passed for them! Now, they are business women who own their own fashion line!

A lot has happened in PTA in the past 18 years, too. While we have weathered many economic storms, California State PTA has worked harder than ever for our children. Cost-control measures have allowed us to increase our services and resources to you--our members and leaders-- without asking for an increase in membership dues.

Eighteen years is a long time... and time and inflation have taken their toll. California State PTA can no longer sustain the current level of services on 1996 dollars. We urge you to support the mission of PTA by FUNDING OUR FUTURE—ask your convention delegates to vote yes for a dues increase at PTA Convention 2014.

... AND NOW



Make Your [power]Point!

By Fourth District PTA VP for Communications Kathleen Fay

We've all been there:

You're in a room awaiting an informative presentation on a topic of interest. The overhead screen is ready, and the title slide is up. The presenter clicks to the first slide, dense with tiny text, and begins to *read it to you*. It's too late to escape your fate – you realize you're trapped! Your destiny (for the next hour, at least) has become...DEATH BY POWER-POINT.

With increased access to technology, PTA leaders often have the opportunity to utilize presentation software to help make their talks more engaging. Making good use of such a tool can make your presentations come alive; use it badly, and you'll find yourself gently killing your audience's interest in what you have to say.

The key to understanding the difference between using presentation software for niceness instead of evil is to understand its core purpose: It's there to support your presentation. If you want people to read a document, then give them a document. But if you want them to listen to what you have to say (which is why you're there), then use the on-screen images to help illustrate your point.

What's your point? When preparing your presentation, focus on the one thing you want your audience to remember. Keep your key point at the core of your presentation, and convey to your audience why it matters (telling a story can help to do this).

Design well. It's easier on your audience if your slide design is simple and clear. Slides should be as visual as possible and should immediately support your points effectively. Just because the software defaults to the use of bullets *doesn't mean that you have to use bullets!* Only use what works.

Include images. If a picture is worth a thousand words, think how much time

a good illustration will save you! With so many free images and clipart now available online, you can easily find just the one you need. Use it to focus your audience's attention on your key message.

Use text, sparingly. You're already talking, and the audience can't process both what you're saying and read at the same time. Use just a few key words, a meaningful quote, or a critical phrase to emphasize your message. Sometimes just a single word will do the trick.

Go big. Use large type and big images. Make it easy to "get" so they can focus on YOU.

In bold color! If you want to emphasize an important word in your text, make it a larger typeface than the rest, and do it in color for maximum impact.

Simple charts. Charts can be excellent for illustrating your point. But only include the most critical information, and make sure that *everything* on it (especially labels) can be easily read.

Use notes. Your presentation should center on one word: brevity. The better you know your subject matter, the more likely you are to wander off the reservation. Using notes will help to keep you "on message."

Offer handouts. If you need to reinforce what's been said and/or would like to offer further details, create a handout to distribute AFTER your presentation. Don't just do a printout of your slides – if your presentation has been good, the slides will be meaningless without you. If you're offering text, give them text – use your word processor to create a useful follow-up document.

Using the right tool for the job will enhance your meaning and engage your audience!



April 14, 1914 to April 14, 2014

Happy 100th Birthday, Fourth District PTA!

Excerpts from remarks prepared by Executive Vice President Bev Berryman for the Fourth District PTA Administrators Dinner on March 12, 2014.



Guests at the Administrators Dinner show off their period clothing worn in honor of Fourth District PTA's 100th. Birthday.

The National PTA is the oldest and largest volunteer association working exclusively on behalf of all children and youth. It started in 1897 as a national grassroots effort and year by year, more and more states and counties joined the cause. In 1902, California had a few existing parent groups that were already advocating for children, one in the north and one in the south. They were approached by the newly formed National organization and became the California Congress of Mothers and Study Circles, later becoming California State PTA.

Our Orange County Roots:

The parent-teacher association was the outgrowth of the kindergarten movement. From this came Child Study Circles, one of which was formed in Santa Ana in 1902. Parent-teacher work was also beginning in Anaheim at



Honorary Service Award Recipient Aaron Kushner, with EVP Bev Berryman and President Maureen Christensen

Loara School, which was chartered in 1908 as the first affiliated group in Orange County, having joined the Los Angeles Federation of Mothers. We should also recognize the Orange Community Council as they had the earliest groups, but because they were not affiliated with the state, they are not acknowledged as being the oldest PTAs.

Over the next few years, more and more areas began to organize associations and the first Orange County Federation meeting was held in the Fremont School auditorium. The process of chartering had begun. Women from

Anaheim, Santa Ana, Fullerton, Buena Park, Yorba Linda and Brea all took part of the process and were elected into the first Executive Board.

During the very first meeting, a resolution was passed that asked each member of the district to consider herself a committee of one to use her influence in every way possible for the promotion of the welfare of children.

Orange County was the only county in the US which has a countywide parent education program in the early years. This was especially important during the depression. The challenge was to "Forget the depression, and aid in the directing of child activities." Our training was seen as the template for the state and our programs were incorporated into the State PTA training programs.

Highlights of the Early Years of Fourth District PTA:

The Orange County Juvenile Home – The Fourth District Juvenile Protection Chairman was given the responsibility to study the matter of a "parental school," a correctional school for truant children. For three years the topic was presented to



Honorary Service Award Recipient Diana Flores, with her husband Orlando, daughter Jessica, and Fourth District President Maureen Christensen

local PTAs, women's clubs, and men's service organizations, and in 1924 the first school of its kind was opened.

The Orange County Free Library – This is another example of how a grassroots campaign can indeed change the culture of a community. In 1917 the first mention was made of a county library for communities not already served by any library. Many meetings with the County Board of Supervisors, involvement from property holders, and county support helped to establish a County Free Library.

Fourth District PTA Today:

We have a deep tradition of being a District that "gets the job done" which is proven by our efforts in advocacy, training and communication. We provide our leaders the tools to do their important work and support them when they need us. Our district is bigger than many state PTAs in the nation. We are over 130,000 members strong!

More Reflections Honors for Artists from Fourth District PTA



PTA REFLECTIONS



"The Little Baby" by College Park Elementary student D. Outericky is a photo of a little boy curled up inside a chalk outline of a woman.



"Say Cheese" by El Dorado High School student E. Morton .

California State PTA Awards of Excellence from Fourth District

Middle School Division Literature: K. Bond - "Dakota's Words"

Isaac Sowers Middle, Huntington Union Council

Primary Division Photography: D. Outericky - "The Little Baby"

College Park Elem., Irvine Unified Council

Middle School Division Music Composition: S. Soewono - "Endeavor"

Deerfield Elem., Irvine Unified Council

California State PTA Awards of Merit from Fourth District

Special Artist Division Dance Choreography: S. Garretton - "Almost There" -

Philip J. Reilly Elem, Capistrano Unified Council

High School Division Photography: M. Salvini - "Palm of My Hand"-

Laguna Beach High, Laguna Beach Council

Primary Musical Composition: J. Burdett - "Believe!"

John S. Malcom Elem., Capistrano Unified Council

Senior High Musical Composition: R. Slate - "The Dream Catcher"

El Dorado High, Placentia Yorba Linda Unified Council

Chosen for Display at California State PTA Convention

Primary Division Visual Arts: L. Huynh - "Dream Big and You Can Do Anything"

Lakeview Elem., Placentia Yorba Linda Unified Council

Middle School Division Visual Arts: F. (Hyeseung) Son - "When I Grow Up"

Rancho San Joaquin, Irvine Unified Council

High School Division Visual Arts: E. Morton - "Say Cheese"

El Dorado High, Placentia Yorba Linda Unified Council

Intermediate Division Photography: S. Templeton - "Books"

Rossmoor Elem., Los Alamitos Council

Middle Division Photography: H. Hall - "Seeing the World's Possibilities Through Nature"

Hewes Middle, Out of Council

Special Artist Division Photography: T. Cerda Ofogh - "True Connection"

Las Flores Middle, Capistrano Unified Council



L. Huynh and his brother celebrate his Fourth District Award of Excellence for Visual Arts. His entry, "Dream Big and You Can Be Anything," will be on display at convention.

Great Content on Fourth District PTA's Facebook Page

—You'll Like It!

By Fourth District PTA Social Media Chairman Shanin Ziemer

Don't miss out! Be sure to like us on Facebook. This month we've posted information about free and fun educational events around the county, how to be an arts advocate, Convention, Read Across America Day, our Fourth District PTA Leadership Training event, Common Core and the new Smarter Balanced testing, and much more.

This information is great for you to share on your school PTA Facebook page,

use in your newsletter, or on your PTA website.

If you're missing our posts, be sure to visit our Facebook page and like them there. Facebook will show you more of our posts if you like them, and that's also a great way to share the terrific information with your friends!



Spring 2014 PTA Workshops

NEW FORMAT!



Each workshop will be offered on two days and at two times! Sessions that are offered in the morning on the first date will be offered in the evening on the second date and vice versa. Each person only pays once!

Space is limited so please register for only those sessions you will be able to attend.

DATES: Wednesday, May 14 and Tuesday, May 20

LOCATION: National University, 3390 Harbor Blvd., Costa Mesa

COST: Early Registration Fee: \$10 PER PERSON (no refunds)

Early Registration Deadline: THURSDAY, MAY 8th

Fourth District PTA must receive your registration form and payment on or before this date to be eligible for the early registration fee. Please allow time, if mailing.

All Late Registrations (after May 8) or at the door payments: \$20 per person

Walk-in registrations will be accepted only if there is space. Handouts are not guaranteed.

CLASSES

President/EVP
Secretary
Parliamentarian

Auditor
General Financial
Membership
Reflections

Historian
In Spanish – Presidents
In Spanish – Financial
In Spanish – Membership

Note: You may attend sessions in the morning and in the evening on one or both days for the same fee. There is no additional cost to attend a workshop on the second day.

REGISTRATION OPTIONS

- A. Online (PREFERRED OPTION) at www.fourthdistrictpta.org. *Payment must be made online through PayPal or directly with a credit card.*
- B. Registration Form: *Print and mail or deliver the completed form (one form per person) with your payment to:*

**Fourth District PTA
Workshops
1520 Brookhollow Drive, #40
Santa Ana, CA 92705**

**Office Phone: 714-241-0495
Hours: Monday-Thursday 9:30 to 2:00
Email: fourthdistrictpta@sbcglobal.net**

Sweeten the World



One Drop at a Time

Registration Form: Spring 2014 PTA Workshops

Online registration at www.fourthdistrictpta.org is preferred, but if unable to register online, use this form and mail it in. Please complete one form for each person attending the workshops.



Help us avoid errors and print clearly!

Name:	
Email:	Phone:
PTA Unit/School:	PTA Council:

Payment per person (No refunds.): \$10 until 2 pm, May 8
\$20 after May 8

Check made out to "Fourth District PTA" for \$_____ enclosed.

(Note: A single check can pay for multiple registrations, but use a separate form for each person.)

Please select all of the workshops that you plan to attend.

WEDNESDAY, MAY 14TH

MORNING SESSION

- 9:30 to 12:30 President/EVP
 9:30 to 11:30 Secretary
 9:30 to 11:30 Parliamentary
 9:30 to 11:30 Auditor

In Spanish – Morning Only

- 9:30 to 11:30 Presidents
 9:30 to 11:30 Financial
 9:30 to 11:30 Membership

EVENING SESSION

- 6:00 to 9:00 General Financial
 6:00 to 8:00 Membership
 6:00 to 8:00 Reflections
 6:00 to 8:00 Historian

*The fee will rise to **\$20 per person** for all registrations received after 2 pm on May 8th.*

No childcare will be provided.

Questions: Call 714-241-0495

TUESDAY, MAY 20TH

MORNING SESSION

- 9:30 to 12:30 General Financial
 9:30 to 11:30 Membership
 9:30 to 11:30 Reflections
 9:30 to 11:30 Historian

In Spanish – Morning Only

- 9:30 to 11:30 Presidents
 9:30 to 11:30 Financial
 9:30 to 11:30 Membership

EVENING SESSION

- 6:00 to 9:00 President/EVP
 6:00 to 8:00 Secretary
 6:00 to 8:00 Parliamentary
 6:00 to 8:00 Auditor

Mail completed form and payment to:

**Fourth District PTA
 Workshops
 1520 Brookhollow Drive, #40
 Santa Ana, CA 92705**

Talleres de Capacitación Primavera 2014

¡Formato Nuevo!

Cuarto Distrito
PTA[®]
cadaniño.unavoz.[®]

Los talleres en español son ofrecidos por la mañana en dos días distintos. Cada persona paga solamente una vez.

El cupo es limitado así que asegúrese de inscribirse en la sesión que podrá asistir.

FECHAS: Miércoles 14 de Mayo y Martes 20 de Mayo

LUGAR: National University, 3390 Harbor Blvd., Costa Mesa

**COSTO: Descuento de Inscripción antes del 8 de Mayo: \$10 POR PERSONA
(No habrá reembolsos)**

LOS TALLERES: Presidentes, Financiero, Membresía

La fecha límite para el descuento de inscripción anticipada: jueves 8 de mayo

La oficina del Cuarto Distrito de PTA deberá recibir su formulario de inscripción y pago en o antes de esta fecha para tener derecho al descuento de inscripción. Si se va a registrar por correo calcule la demora del correo postal.

Todas las inscripciones después (demoradas) del 8 de mayo o en la puerta será de: \$20 por persona
Todas las personas que se presenten sin haberse inscrito con anticipación, serán aceptadas si hay espacio y no se les podrá garantizar materiales.

Nota: No habrá servicio de guardería.

OPCIONES DE INSCRIPCION

- A. Por internet al sitio www.fourthdistrictpta.org. Todos los pagos por internet deben ser hechos con una tarjeta de crédito personal. Los pagos serán hechos a través de PayPal.
- B. Imprima y envíe por correo postal o entregue en persona este formulario con su cheque a:

Fourth District PTA
Talleres
1520 Brookhollow Drive, #40
Santa Ana, CA 92705

714-241-0495
Horas: Lunes - Jueves 9:30 am to 2:00 pm
Email: fourthdistrictpta@sbcglobal.net

Sweeten the World



One Drop at a Time

Sírvase a llenar un formulario por cada persona que asistirá a los talleres.

Formulario de Inscripción Talleres de Capacitación Primavera 2014



¡Ayúdenos a evitar errores y escriba claramente!

Su Nombre y Apellido:	
Email:	Teléfono:
Unidad de PTA/Escuela:	Concilio de PTA:

El costo es por persona y no habrá reembolso.

Pago por Persona : \$10 Antes de las 2:00 de la tarde del 8 de Mayo

\$20 Después del 8 de Mayo

- Adjunte su cheque pagadero de \$_____ a nombre de "Fourth District PTA
(Nota: Para múltiples inscripciones podrá ser usado un solo cheque. Pero asegúrese de usar formularios de inscripción por cada persona.)

Sírvase a indicar todos los talleres que va a asistir.

Miércoles 14 de Mayo

Los talleres en español están disponibles únicamente en la mañana.

- 9:30 to 11:30 Presidentes
 9:30 to 11:30 Financiero
 9:30 to 11:30 Membresía

Martes 20 de Mayo

Los talleres en español están disponibles únicamente en la mañana.

- 9:30 to 11:30 Presidentes
 9:30 to 11:30 Financiero
 9:30 to 11:30 Membresía

- *Este formulario de registro y su pago deberán llegar a la oficina del Cuarto Distrito de PTA antes de las 2:00PM del jueves 8 de mayo para ser elegible para el descuento de inscripción anticipada.*
- *A partir del 9 de mayo el costo de todas las inscripciones será de \$20.00 por persona.*

Preguntas: Llame al 714-241-0495

Envíe por correo su pago con este formulario con sus datos a:

Fourth District PTA
Talleres
1520 Brookhollow Drive, #40
Santa Ana, CA 92705

Manteniendo su ánimo elevado

Por Maureen Christensen, Presidenta del Cuarto Distrito de PTA



¿Alguna vez sientes que estás solo en hacer el trabajo de PTA? ¿Sientes que a nadie le importa o que nadie sigue adelante? El PTA, como cualquier otro trabajo de servicio, es un trabajo solitario. Todo el mundo tiene momentos en los que se sienten desanimados o decepcionados. Habrá momentos en los que la gente te dice "no se puede." Cuando esto sucede, tienes la oportunidad de mostrar a la gente que "si se puede." Hay cosas que puedes hacer para levantar el ánimo y aumentar la participación de los padres de familia en tu escuela.

1. Sé positivo: Cuando uno se enfrenta con contratiempos y dificultades, siempre se nos dice que hay que "mantener una actitud positiva." Es difícil saber esto, cuando nuestros cerebros están programados para ver y evaluar las amenazas. Una gran manera de mantener una actitud positiva es centrarse en las cosas positivas. Mira lo bueno que estás haciendo. Mira las cosas positivas que están sucediendo en tu escuela. Además, expresa gratitud, a los que están haciendo algo para ayudar a los niños en tu escuela. Cuando expresas gratitud también se eleva el ánimo.

2. Nunca te rindas: Sé realista, pero nunca te rindas. La autora Mary Ann Radmacher dijo: "El valor no siempre nos hace rugir, algunas veces es la voz baja al final del día que nos susurra " Voy a intentarlo de nuevo mañana". Por lo tanto, si no funcionó bien hoy día, funcionará mañana.

3. Las cosas pequeñas ayudan: Incluso los pequeños actos ayudan a hacer del mundo un lugar mejor. Recuerda esas abe-

jas. Ellas sólo aportan un doceavo de cucharadita de miel a la colmena durante su vida. Pero piensa como sería el mundo sin miel.

4. Busca y utiliza sistemas de apoyo: Recuerda esto: nunca estás solo en tu trabajo de la PTA. Busca sistemas de apoyo. Asiste a las reuniones del consejo. Allí encontrarás personas con ideas afines y objetivos similares a los tuyos. El presidente del consejo y sus oficiales pueden apoyarte en el trabajo que están haciendo. ¡El Cuarto Distrito también está aquí para ayudar! ¡Podemos entrenarte, enseñarte y animarte! Y si necesitas a alguien que te escuche... ¡llámanos!

5. Redes de conexión: La convención de PTA de California es un excelente lugar para conocer a personas que buscan hacer el bien para los niños. Este año esta convención se llevará a cabo a nivel local en Los Angeles del 7 al 10 de Mayo de 2014.

El día jueves, 8 de mayo, puedes asistir a las exhibiciones de la convención gratuitamente, desde el mediodía hasta las 6:30 pm. Ven e interactúa con los líderes de PTA de todo el estado. Te motivará el ver a tantas personas que trabajan para los niños.

Recuerda... ¡No estás solo! Hay otros que también se preocupan por los niños. A veces hacen cosas un poco diferente, pero sí les importa. Mira a tu alrededor y aprecia lo que hacen. ¡Y no te rindas! ¡Siempre estamos aquí para ayudar!

Compartiendo Ideas

Por: Diana Flores, Presidente de OCCPTA & Cuarto Distrito de PTA Outreach

Como todos sabemos PTA es una gran familia que trabaja conjuntamente para el bienestar de todos; nuestros niños, nuestras escuelas y nuestras comunidades. Como en cualquier familia grande la capacidad intelectual se extiende a través de todos los miembros y las buenas ideas para el éxito familiar surge de cualquier y de todos los miembros de la familia. Tomando en cuenta en cuenta lo anterior, deseo compartir con todos ustedes, miembros de la familia de PTA, una ingeniosa idea que fue concebida e implementada de manera exitosa por Amanda Keays de la escuela Linda Vista Elementary en Orange.

El concepto fue implementar la idea utilizando dos recipientes transparentes (de plástico o vidrio). El primer recipiente tiene pelotas de distintos tamaños y colores que representan los recursos estatales, federales y locales etc., que tienen las escuelas.

El segundo recipiente tiene todas las pelotas que tiene el primero, pero además tiene unas pelotas más pequeñas, de distintos tamaños y colores. Cada pelota está marcada con los nombres de los programas y actividades que la PTA provee. Entre más actividades provee PTA, más pelotas tiene el recipiente.

Este ejemplo de los dos recipientes, puede ser usado para preguntar: ¿Qué recipiente está más lleno y por lo tanto cual tiene más valor para la escuela, estudiantes y comunidad? ¿Qué hace la diferencia?

La idea es expresar visualmente dos mensajes a los miembros y no-miembros de PTA. Primero, muestra los recursos que

tiene la escuela sin el apoyo de PTA. El segundo recipiente muestra como los recursos existentes de la escuela pueden ser mejorados con la participación de PTA.

El segundo punto igual de importante, es que este ejemplo visual puede ser usado como una herramienta para reclutar a nuevos miembros. La presentación visual elimina una explicación larga, defensiva y a veces hasta confusa al responder a preguntas como: ¿Qué pasa con el dinero que pagan los miembros? o ¿Porque siempre andan haciendo recaudaciones fondo? o ¿Qué no es el gobierno quien paga por la educación de mi hijo? Pues bien, con este simple ejemplo usted puede responder a estas y a muchas otras preguntas.

No solo el concepto es ingenioso pero la forma en que es presentada a la comunidad escolar es muy hábil. El la junta de noche de regreso a clases, dan información a los padres asistentes acerca de lo que hace PTA en forma de una obra-teatral. Reclutan a estudiantes para que participen la presentación, cada uno deposita una pelota en el segundo recipiente conforme el representante escolar de PTA habla con el público acerca de las contribuciones que hacen PTA y la importancia de apoyar la escuela como miembros de PTA.

Después de la junta, los dos recipientes forman parte de la exhibición permanente en la oficina de la escuela donde puede ser vista por cualquier visitante que entre a la escuela. Que sirve para responder a las preguntas que llegue a tener cualquier futuro miembro.

Arts Teach Showcase

Assembly & Workshop Preview Day



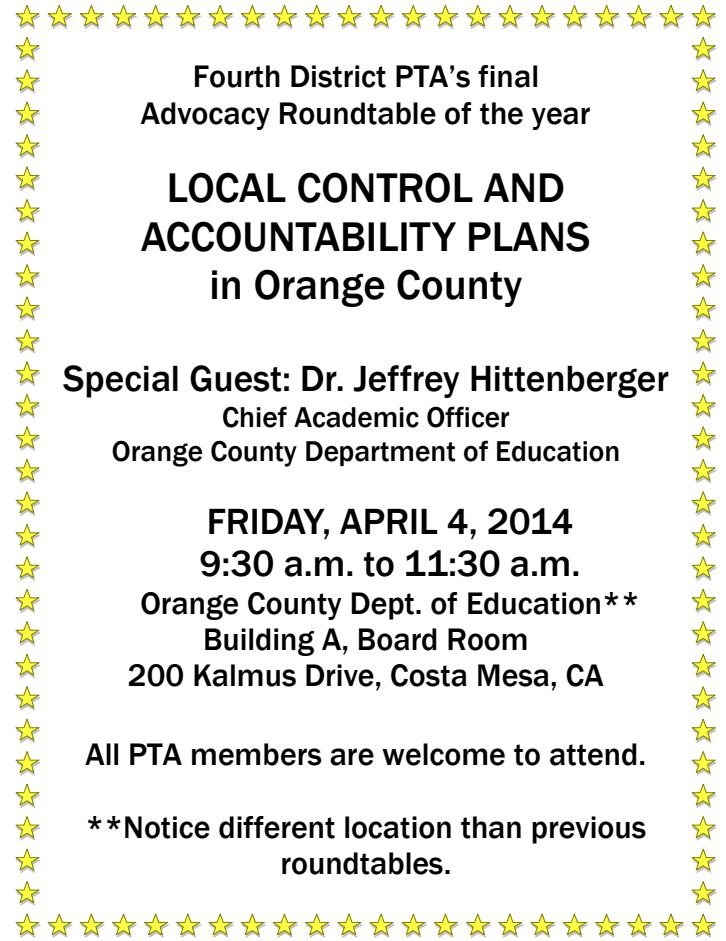
Tuesday, April 29
Doors open at 8:45 am
Performances 9:30 am —
1:15 pm

Segerstrom Center for the Arts
600 Town Center Dr, Costa Mesa

Free Event! Preview over 50 performances and learn about assemblies and workshops available to your school.

More information at
SCFTA.org/ARTSTEACH

Questions?
Email ArtsTeach@SCFTA.org



Fourth District PTA's final
Advocacy Roundtable of the year

LOCAL CONTROL AND ACCOUNTABILITY PLANS in Orange County

Special Guest: Dr. Jeffrey Hittenberger
Chief Academic Officer
Orange County Department of Education

FRIDAY, APRIL 4, 2014
9:30 a.m. to 11:30 a.m.
Orange County Dept. of Education**
Building A, Board Room
200 Kalmus Drive, Costa Mesa, CA

All PTA members are welcome to attend.

**Notice different location than previous
roundtables.

April
2014

1520 Brookhollow Dr., #40
Santa Ana, CA 92705-5449

